



What is Climate Change?

The Earth is a giant home for all living things – plants, animals and people. The air around the Earth is like a cosy blanket, keeping it at the right temperature for everyone.

Lots of things we do like running cars, factories or machines create air pollution which then adds more blankets to our Earth home, making it warmer – this is called 'Climate Change'.

Sustainability is keeping a balance between what we use and how much we use to make sure there is enough for everyone – today and in the future.

Together we can care for our planet.



Family Activity Book

www.bit.ly/Festivalofstories



Introduction

Welcome to Talking Together in Cambridgeshire's third Festival of Stories which will run from Wednesday, 21 February to Wednesday, 28 February 2024.

Our Festival of Stories will shine a light on how stories can be used in fun and interactive ways to bring a sparkle of magic to the everyday, and how they can be used to boost young children's communication, language, and literacy skills. Our festival will also highlight how stories can help young children feel safe and connected to others, and help them better understand the world we live in.

This year we will be focusing on Caring For Our Planet. There are lots of ways we can look after our planet, but we throw away too many things and make too much rubbish. Families of children from birth to five are invited to join our festival to experience magical tales, learn how to help take better care of our planet, and join in with activities that will help nature thrive. We want to work together with families across our communities to make a difference, and so throughout our festival, we are going to focus on three Rs: **Reconnect! Reuse! Recycle!**

We will be working with partners to run a range of face-to-face and online events across the county, so please do take a look at our programme of events to see what might be running local to you. The events programme will be available on our website from late-January 2024. We will also be adding activity ideas and other resources to our website and the [Talking Together in Cambridgeshire Facebook page](https://www.facebook.com/talkingtogetherincambs).




www.bit.ly/Festivalofstories


We are delighted that PECT has helped us to create this activity book so you can use some of the free or low-cost activity ideas to help your little one care for our planet, whether you are at home, in your group or at a setting.

Children should be supervised whilst completing the activities to ensure their safety. Particularly when handling small or sharp items. Please also remember to wash hands after touching soil, mini beasts or litter/recycling.

Other Themed Books You Might Like



Counting In Green
By Hollis Kurman



Green Home: A First Eco Book
By Red Shed



Don't Throw That Away
By Little Green Books



Busy Grow & Busy Recycle
By Campbell



Follow The Trail: Minibeasts
By DK




Mr Men Little Miss Go Green
By Roger Hargreaves




More books at - www.booktrust.org.uk/booklists/e/environment-babies/

Festival of Stories Themed Books




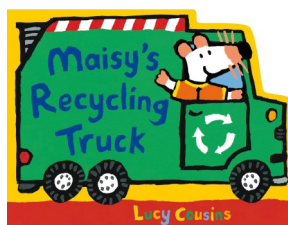
The Very Hungry Caterpillar's Hide & Seek
By Eric Carle

Rubbish: Don't Throw It Away!
By Linda Newbery



The Adventures of Scout: Stop Dropping Litter
By The3engineers

Maisy's Recycling Truck
By Lucy Cousins



I Am Not A Sock
By Welbeck Publishing

Little Miss Waste
By Roger Hargreaves



Contents

Page

Reconnect! -

We are going to be encouraging everyone to explore nature and learn about different mini-beasts and wildlife. By helping our little ones learn the names for different creatures, we are helping them to take their first steps in caring for other species which share our world with us.



Mini Beast I Spy	4
Wildlife I Spy	5
Nature Scavenger Hunt	6
Nature Senses Hunt	7
Grow Your Own Food	8

Reuse! -

We are going to show you lots of different ways to reuse your household waste. Some of our ideas include creating bug homes, bird feeders, seedling pots, or puppets, games and toys which you and your little ones can make together.



What Can Become Of -	
A Milk Carton	10
A Tin Can	11
An Egg Box	12
A Cardboard Tube	13
Colour Me In	14
Ways To Use Your Makes	15
Ways To Use Your Story Cubes	15

Recycle! -

We are going to encourage you to take part in litter picks around your garden, and the local area, so you can show your little ones how they can help wildlife thrive. We are going to learn how to sort out rubbish that we can't reuse, so it's ready for the bin workers to take away.



Recycling Items Story Cubes	16
Ways To Recycle Story Cubes	18
Which Bin Does It Belong In?	20
How To Litter Pick Safely	21
Have You Seen These?	22
What Do They Mean?	23
Useful Websites & Links	24

Festival of Stories Themed Books	26
----------------------------------	----

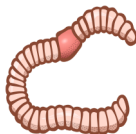











Reconnect

Scavenger Hunts and I Spy are really simple ways of getting little ones to explore and connect with nature. Discovering things that they might not have seen, smelt, felt or heard before.

You don't have to be anywhere specific, it can just be on a local walk, in the garden or at the park.

Why not talk together with your little ones about what you are looking for, what you find, what it looks like, what is happening, or what might happen next?

Mini Beast I Spy

Worm  <input type="checkbox"/>	Caterpillar  <input type="checkbox"/>	Ladybird  <input type="checkbox"/>	Snail  <input type="checkbox"/>
Ant  <input type="checkbox"/>	Centipede  <input type="checkbox"/>	Butterfly  <input type="checkbox"/>	Earwig  <input type="checkbox"/>
Woodlouse  <input type="checkbox"/>	Spider  <input type="checkbox"/>	Slug  <input type="checkbox"/>	Beetle  <input type="checkbox"/>

PECT Nature's School - www.pect.org.uk/projects/natures-school/

Other Useful Links

Festival of Stories - www.bit.ly/Festivalofstories

Our Best World - [Our Best World - Learn Together \(cambslearntogether.co.uk\)](http://OurBestWorld-LearnTogether(cambslearntogether.co.uk))

50 Things To Do Before you're 5 - A selection of fun, free or low cost activities for parents and children from birth to five living in Cambridgeshire: [50 Things to Do Before You're Five in Cambridgeshire & Peterborough](#)

Cambridgeshire and Peterborough Parks - Explore, enjoy and engage with your local parks and open spaces: [Cambridgeshire and Peterborough Parks \(cambsopenspace.co.uk\)](http://CambridgeshireandPeterboroughParks(cambsopenspace.co.uk))

Groundwork East – Wellies in the Wood - [Groundwork near me - Groundwork](#)

Living Sport - Supporting positive physical activity experiences for children and young people: [Families - Living Sport](#)

NASA Scientists - A guide to climate change for kids aims to answer some of children's biggest questions about climate change - [A Guide to Climate Change for Kids | NASA Climate Kids](#)

Nature's School - Over 150 free activities to do in nature: [Nature's School - Downloadable Resources For Everyone - Projects - PECT](#)

Start for Life Baby and Toddler Activities - Trusted NHS help and advice during pregnancy, birth and childhood: [Start for Life \(www.nhs.uk\)](http://StartforLife(www.nhs.uk))

The3Engineers - STEM resources - [Services 2 — The3engineers](#)

The British Science Association - Provides practical science activities to support young people in relating to and contextualising climate change issues - [Education | Teaching children about climate change and sustainability | British Science Association](#)

Tiny Happy People - Fun activities and things to do with your child to help their communication skills: [Activities for babies, toddlers and kids: Fun games to help development and bonding - BBC Tiny Happy People](#)

UNICEF - Parenting tips on how parents can have an honest and hopeful conversation about climate change without ignoring the reality and scale of the issue - [Talking to your child about climate change | UNICEF Parenting](#)

Wildlife Trust Beds, Cambs & Northants - introduced landscape-scale conservation in 2000, as a response to the impact of climate change - [Working Together to Tackle the Climate Crisis | Wildlife Trust for Beds, Cambs & Northants \(wildlifebcn.org\)](#)

WWF - Kids planet encourages the whole family to explore nature and sustainability at home - [Kids' planet: resources and activities for families | WWF](#)

Websites & Links

Here we have listed some websites you can visit to understand more about waste and recycling -

Re-Directory aims to make it easier for local communities to find sustainable services to reduce waste - www.pect.org.uk/blueprint-redirectory/

Re-Fill Shops are places where you can take your own containers and re-fill them with everyday products

South Cambridgeshire - www.scambs.gov.uk/recycling-and-bins/reducing-waste/refill-shops/

Cambridge - www.cambridge.gov.uk/reduce-waste-by-buying-from-refill-shops

Library Of Things is a place where you can borrow useful things
Cambridge - www.libraryofthings.co.uk/heatmap/cambridge

Recycle Now allows you to find out how to recycle some of the more difficult waste items - ww.recyclenow.com/recycle-an-item

Repair Cafes are a place where you can take things along to try and fix them before throwing them away. Find your nearest one - www.communityrepairnetwork.org.uk/find/

Find out more about your local waste collections and recycling in your area.

Cambridgeshire - www.cambridgeshire.gov.uk/residents/waste-and-recycling










East Cambridgeshire - www.eastcambs.gov.uk/content/recycling-information

South Cambridgeshire - w.scambs.gov.uk/recycling-and-bins/









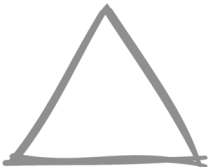
Huntingdonshire - www.huntingdonshire.gov.uk/bins-waste

Fenland - www.fenland.gov.uk/article/13258/Bins-Waste-and-Recycling

Wildlife I Spy

<p>Fox</p>  <input type="checkbox"/>	<p>Squirrel</p>  <input type="checkbox"/>	<p>Frog</p>  <input type="checkbox"/>
<p>Mouse</p>  <input type="checkbox"/>	<p>Deer</p>  <input type="checkbox"/>	<p>Hedgehog</p>  <input type="checkbox"/>
<p>Owl</p>  <input type="checkbox"/>	<p>Rabbit</p>  <input type="checkbox"/>	<p>Badger</p>  <input type="checkbox"/>
<p>Mole</p>  <input type="checkbox"/>	<p>Duck</p>  <input type="checkbox"/>	<p>Hare</p>  <input type="checkbox"/>

Nature Scavenger Hunt

<p>Something to keep</p> 	<p>Something Round</p> 	<p>Something Red</p> 
<p>Something Spotty</p> 	<p>Something that makes you happy</p> 	<p>A Home</p> 
<p>Something with wings</p> 	<p>Something Blue</p> 	<p>Something Triangular</p> 

What Do They Mean?

- 
 Recycle Me
- 
 This product respects the pillars of sustainability
- 
 Internationally know symbol of recycling
- 
 Cycle Path - a much more sustainable way to travel
- 
 You can refill your bottle with free tap water
- 
 Fairtrade product which has been fairly produced and traded
- 
 Can be home composted
- 
 Keep Britain Tidy - eliminate litter, end waste and improve places
- 
 Do not recycle at home
- 
 Sourced from sustainable forests
- 
 Vegetarian
- 
 Recycle through a TerraCycle collection point





Have You Seen These?

There are signs, logos and branding everywhere but have you ever noticed them?

Can you find these logos?

 <input data-bbox="342 531 383 571" type="checkbox"/>	 <input data-bbox="672 531 712 571" type="checkbox"/>	 <input data-bbox="1003 531 1043 571" type="checkbox"/>
 <input data-bbox="342 829 383 869" type="checkbox"/>	 <input data-bbox="672 829 712 869" type="checkbox"/>	 <input data-bbox="1003 829 1043 869" type="checkbox"/>
 <input data-bbox="342 1129 383 1169" type="checkbox"/>	 <input data-bbox="672 1129 712 1169" type="checkbox"/>	 <input data-bbox="1003 1129 1043 1169" type="checkbox"/>
 <input data-bbox="342 1433 383 1473" type="checkbox"/>	 <input data-bbox="672 1433 712 1473" type="checkbox"/>	 <input data-bbox="1003 1433 1043 1473" type="checkbox"/>

Nature Senses Hunt





Smell	Feel	Hear	Look
			
Sweet	Wet	Loud	High
Strong	Soft	Quiet	Between
Spicy	Bumpy	Crunch	Inside
Fresh	Cold	Chirping	On Top

Reuse!

Grow Your Own Food

Growing your own food isn't that hard to do and it doesn't have to take up lots of space. You can even regrow food for free from their seeds and food waste!

Seasonal Planting Calendar

 Spring Carrots Lettuce Strawberries Tomatoes	 Summer Cabbage Carrots Lettuce Spring Onions
 Autumn Apples Spring Onions Strawberries	 Winter Apples Peas Tomatoes

How To Safely Litter Pick

If you are planning a litter pick, contact your local council as they can inform you of any which might already be taking place in your local area which you could volunteer at.

They might also be able to provide you with the equipment needed and arrange collection of the litter afterwards.


The number one thing is to - **Be Safe!**



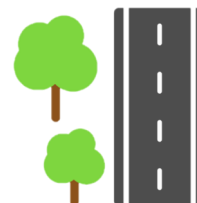
**Always Wear
Gloves**



**Use a Litter
Grabber**



Be Seen



**Stay Clear
of Roads**



**Make Sure You
Wash Hands
Afterwards**



**Never Pick
Up Anything
Sharp**

Which Bin Does It Belong In?

Here is a helpful guide to use with your story cubes.

Remember to make sure anything you put in your recycling is clean and food free.



Spring Onions, Leeks & Fennel



Place the roots in a glass jar of water (do not fully submerge)

Place on a sunny windowsill



Change the water daily

Harvest when full



Place the roots in a shallow dish or plate of water (do not fully submerge)

Place on a sunny windowsill



Spray with water to stop the leaves turning brown

Replace the water every couple of days



Once the leaves have sprouted, plant with just the leaves above the soil



Place the carrot tops in a shallow dish or plate of water

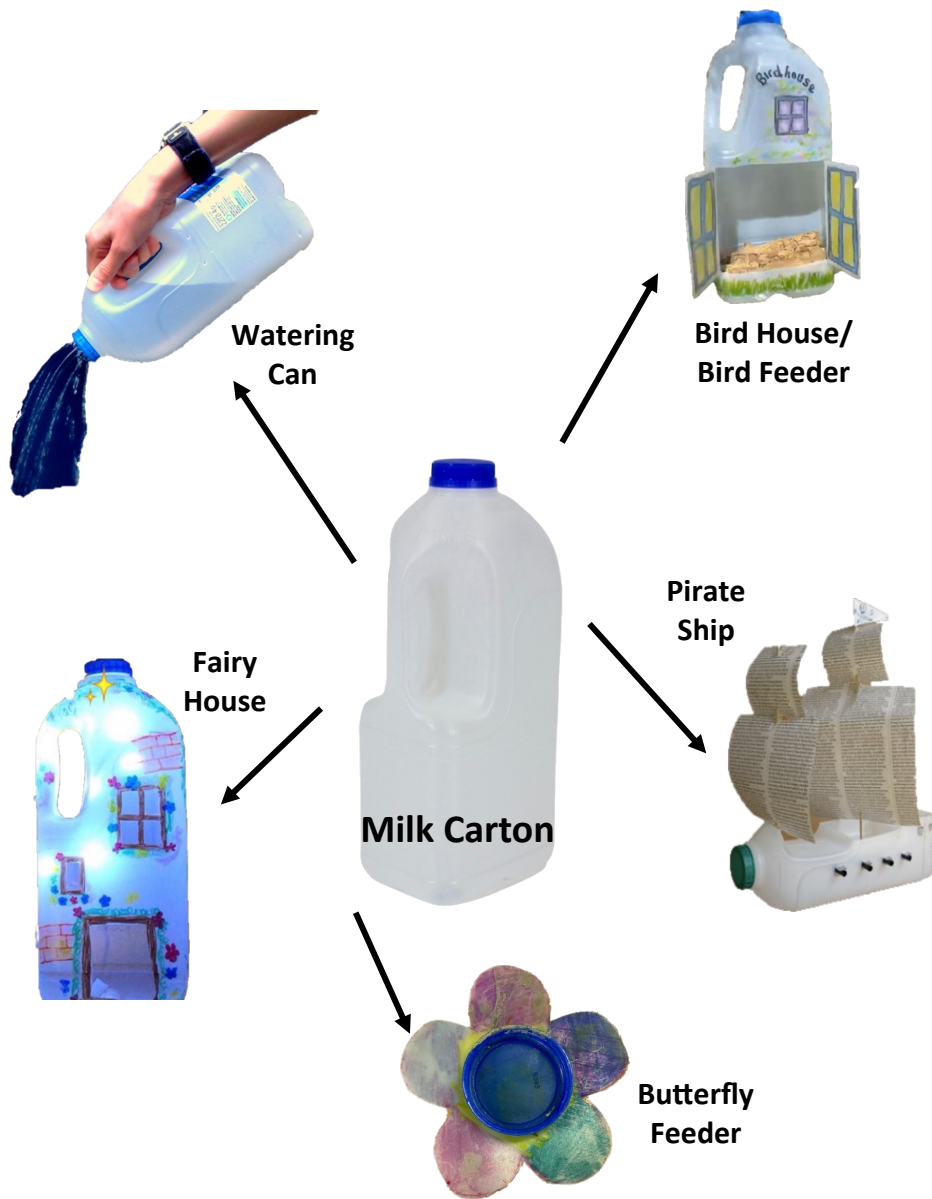
Place on a sunny windowsill



Once they have started to sprout, plant in soil (bag, pot or ground)

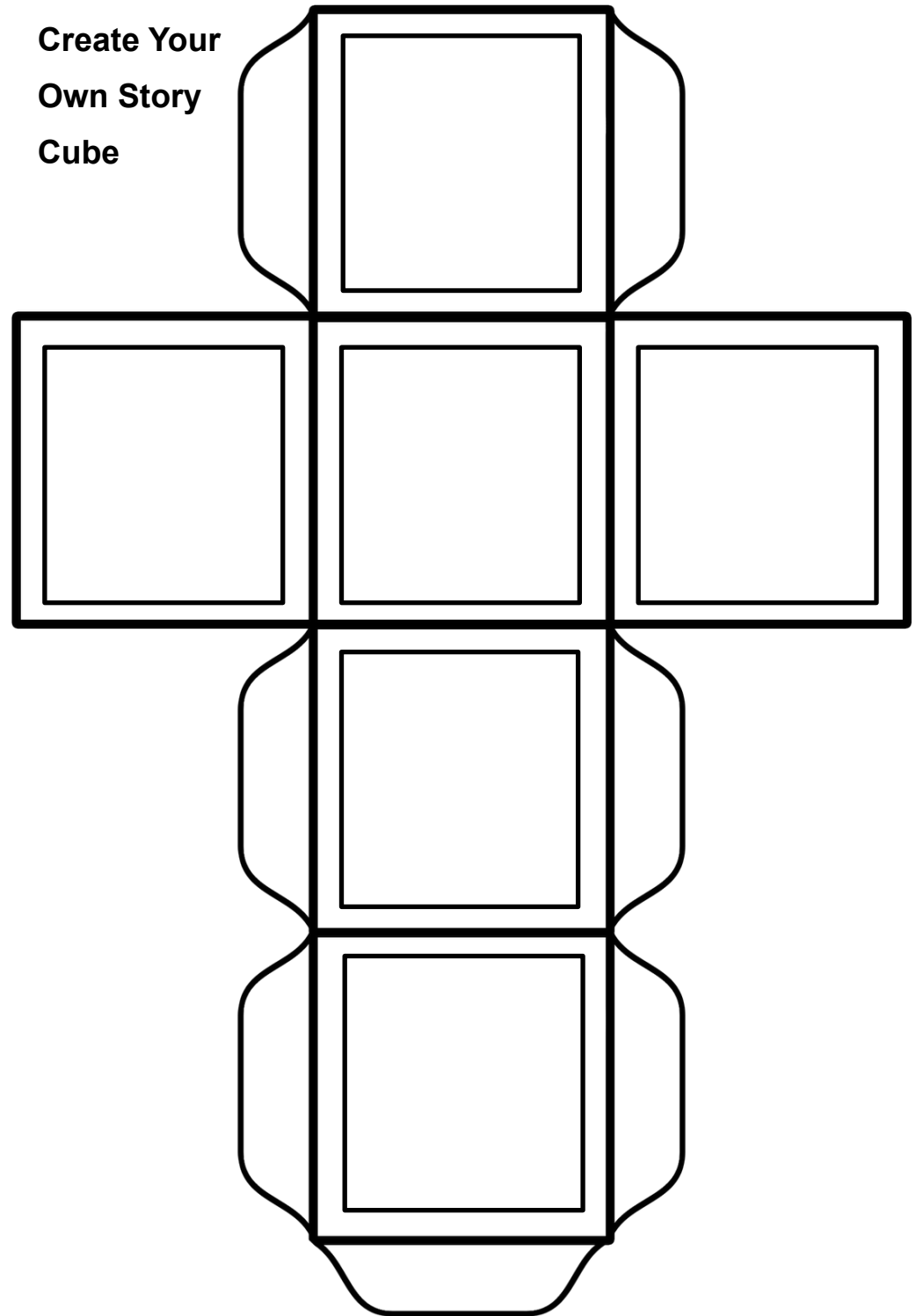
Carrots

What Can It Become?

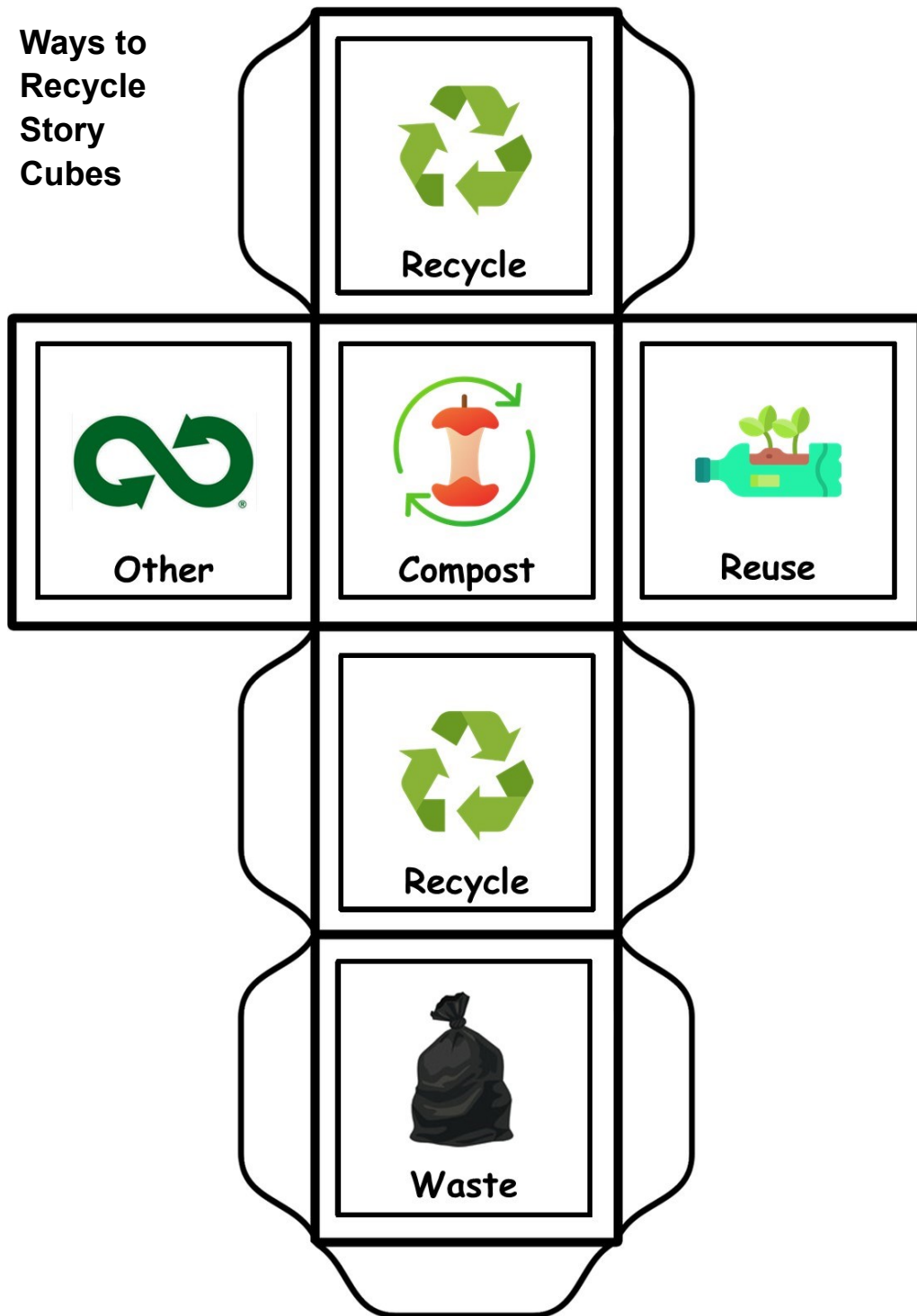


For instructions on how to make the upcycled objects, please see - www.pect.org.uk/projects/natures-school/

Create Your Own Story Cube



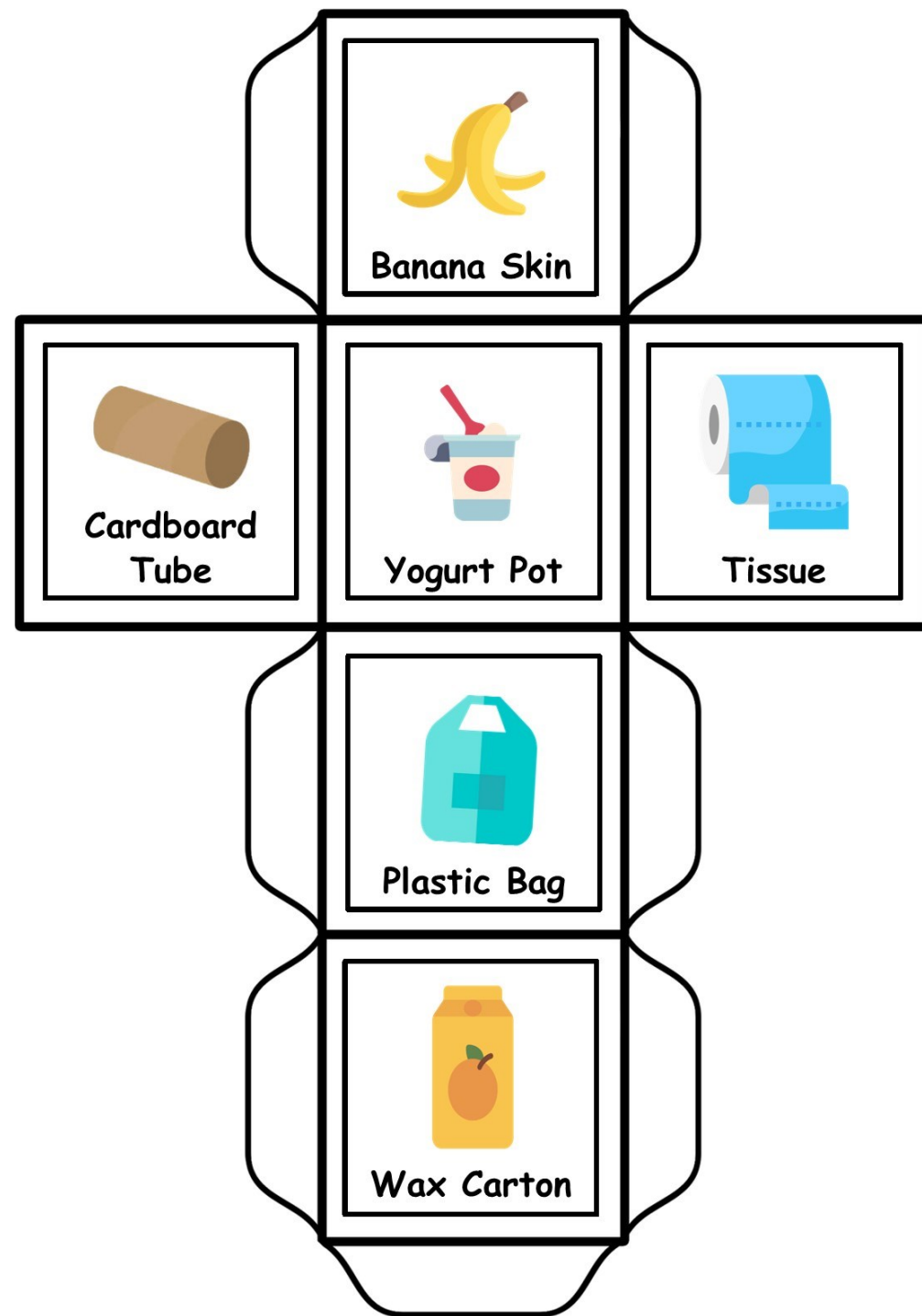
Ways to Recycle Story Cubes



What Can It Become?

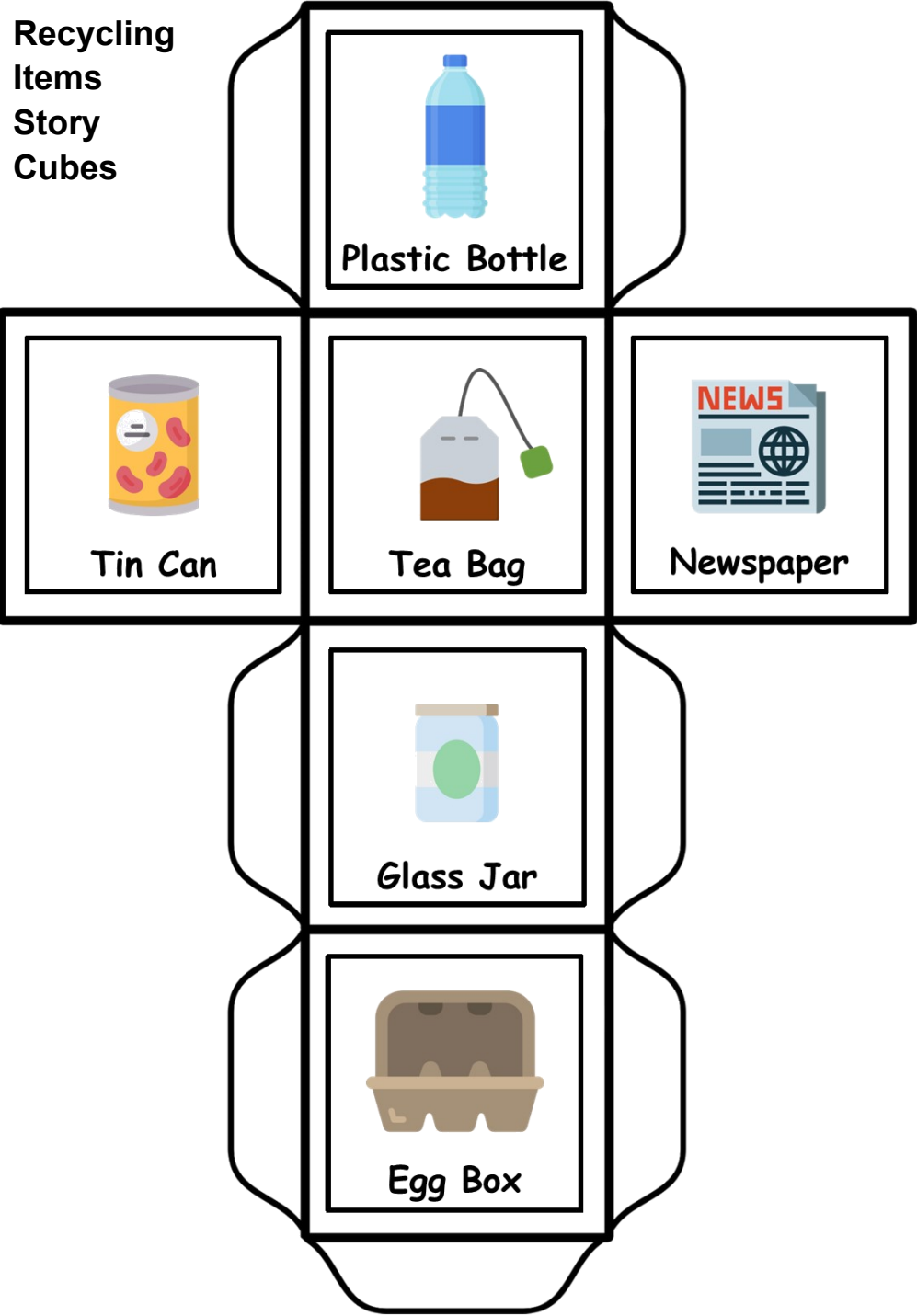


What Can It Become?




For instructions on how to make the upcycled objects, please see - www.pect.org.uk/projects/natures-school/

Recycling Items Story Cubes



What Can It Become?





Ways To Use Your Makes

We are sure you have made some amazing things from your household waste. You could use your creations to -

- Create your own stories
- Perform a puppet show
- Make music and sounds
- Explore nature
- Observe nature
- Protect nature
- Play together
- Give someone a gift
- Create a mini art gallery

How to Use Your Story Cubes

- 1 - Cut the story cube templates out
- 2 - Fold along each bold line
- 3 - Add glue or double-sided tape to the flaps
- 4 - Fold together into a cube, gluing the flaps to the inside of the cube
- 5 - Leave to dry - if needed

You can watch our video on how to do this on the festival of stories website - www.bit.ly/Festivalofstories

Recycling Items Cubes - You can use your cubes as conversation starters to help your little one think about which bin these objects might go in or what they could be reused for.

Ways to Recycle Cubes - You can use your cubes and the information on page 20 to help your little one find things they could put in your different bins at home.

You could also use the story cubes to make up stories together about how you are both caring for the planet.